





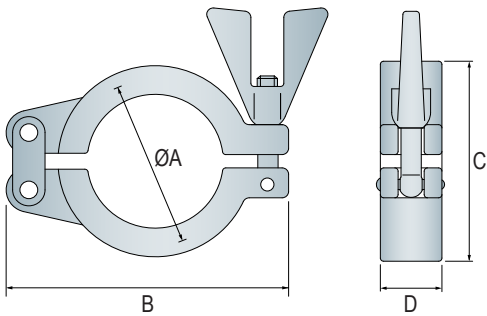




In order to reduce the risk of accidental opening the SH-SAF clamping screw must be significantly loosened before it is possible to open the clamp. Where a tamper-proof solution is required, SH-SAF clamps can also be supplied with shrouded nut and padlock. Clamps are manufactured in 316 stainless steel.

-  **Connections**  
To suit 1/2" - 4" ASME BPE clamp fittings
-  **Material**  
316 stainless steel
-  **Surface finish**  
All surfaces - Bright polish
-  **Options**  
Various closure types  
Coloured wing nuts  
(Red, Blue, Black, Yellow and Green)  
Machining to suit ported gaskets  
Machining to suit tabbed orifice plates
-  **Available certification**  
 Certificate of Conformity

### SH-SAF-Type dimensions

		Clamp end (ASME BPE)	Max Pressure (bar at 150°C)	ØA (mm)	B (mm)	C (mm)	D (mm)
	1/2" / 3/4"	50	25	62	35	17	
	1" / 1-1/2"	50	50.5	92	60	17	
	2"	50	64	105	76	17	
	2-1/2"	50	77.5	125	88	17	
	3"	40	91	140	104	17	
	4"	35	119	168	132	17	

### Wing nut types

Open	Hex	Coloured	Shrouded
